

## Sharp is a pioneer in photovoltaics /This is Why Sharp solar modules have set standards for over 50 years.



### Innovations from a photovoltaic pioneer

As a solar specialist with more than 50 years of experience in photovoltaics (PV), Sharp makes significant contributions to groundbreaking progress in solar technology. Sharp photovoltaic modules in the ND series are designed for applications with high power requirements. All Sharp ND series modules offer system integration which is optimal both technically and economically, and are suitable for installations in on- and off-grid PV systems.


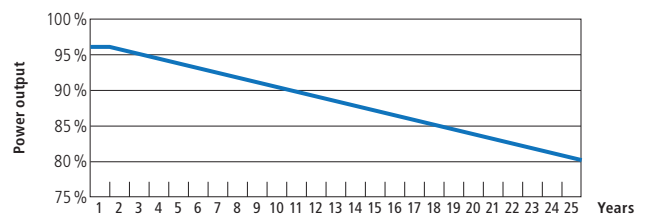
### Product features

- High-performance photovoltaic modules made of polycrystalline (156.5 mm)<sup>2</sup> silicon solar cells with module efficiencies of up to 14.9%.
- 3 busbar technology for enhancing the power output.
- Anti-reflex coating to increase light absorption.
- Production controlled positive power tolerance from 0 to +5%. Only modules will be delivered that have the specified power or more for high energy yield.
- Black module frame and black back sheet for aesthetic appearance.
- Improved temperature coefficient to reduce power losses at higher temperatures.
- High power performance even at lower irradiances.

### Quality from Sharp

Continual checks guarantee a consistently high level of quality. Every module undergoes visual, mechanical, and electrical inspection. This is recognisable by means of the original Sharp label, the serial number, and the Sharp guarantee:

- 10-year product guarantee
- 25-year linear power output guarantee
  - Minimum 96% of the specified minimum power output during the first year
  - Maximum 0.667% annual reduction of the power output for the following 24 years



AWARDS FOR BRAND AWARENESS, BRAND EVALUATION, INSTALLERS' CHOICE AND DISTRIBUTION.

### Certificates and approvals

All modules are tested and certified according to

- IEC/EN 61215 and IEC/EN 61730, Application class A
- Safety class II/CE
- MCS accredited product (MCS PV0007)

Sharp is certified based on

- ISO 9001:2008, ISO 14001:2004 and OHSAS 18001



Positive power output tolerance



Passed DLG resistance-to-ammonia test



Passed salt mist corrosion test (IEC 61701)



100% electro luminance check during production



Anti-reflective coated glass to increase light absorption



Manufactured in the EU

## ELECTRICAL DATA (AT STC)

		ND-R245A6	ND-R240A6	ND-R235A6	
Maximum power	$P_{max}$	245	240	235	$W_p$
Open-circuit voltage	$V_{OC}$	38.3	38.0	37.7	V
Short-circuit current	$I_{SC}$	8.48	8.40	8.32	A
Voltage at point of maximum power	$V_{mpp}$	30.3	30.3	30.2	V
Current at point of maximum power	$I_{mpp}$	8.09	7.93	7.79	A
Module efficiency	$\eta_m$	14.9	14.6	14.3	%

STC = Standard Test Conditions: irradiance 1,000 W/m<sup>2</sup>, AM 1.5, cell temperature 25 °C.

Rated electrical characteristics are within ±10% of the indicated values of  $I_{SC}$ ,  $V_{OC}$  and 0 to +5% of  $P_{max}$  (power measurement tolerance ±3%).

## ELECTRICAL DATA (AT NOCT)

		ND-R245A6	ND-R240A6	ND-R235A6	
Maximum power	$P_{max}$	176.6	173.0	169.3	$W_p$
Open-circuit voltage	$V_{OC}$	37.4	37.1	36.8	V
Short-circuit current	$I_{SC}$	6.84	6.78	6.71	A
Voltage at point of maximum power	$V_{mpp}$	27.1	27.1	27.0	V
Nominal Operating Cell Temperature	NOCT	47.5	47.5	47.5	°C

NOCT: Module operating temperature at 800 W/m<sup>2</sup> irradiance, air temperature of 20 °C, wind speed of 1 m/s.

## LIMIT VALUES

Maximum system voltage	600 V DC
Over-current protection	15 A
Temperature range	-40 bis +90 °C
Maximum mechanical load	2,400 N/m <sup>2</sup>

## MECHANICAL DATA

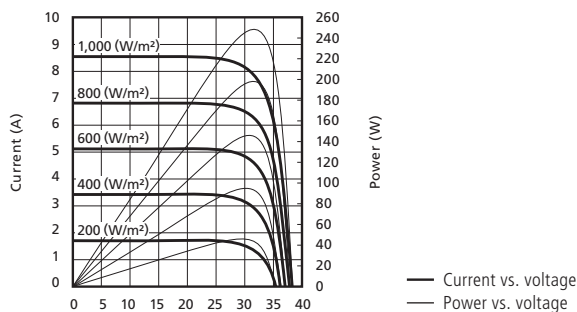
Length	1,652 mm (+/-3.0 mm)
Width	994 mm (+/-2.0 mm)
Depth	46 mm (+/-0.8 mm)
Weight	19 kg

## TEMPERATURE COEFFICIENT

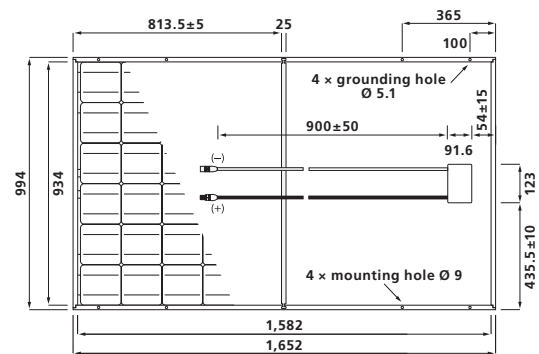
$P_{max}$	-0.440 % / °C
$V_{OC}$	-0.329 % / °C
$I_{SC}$	+0.038 % / °C

## CHARACTERISTIC CURVES ND-R245A6

Characteristic curves: current/power vs. voltage (cell temperature: 25 °C)



## REAR VIEW



## GENERAL DATA

Cells	polycrystalline, 156.5 mm × 156.5 mm, 60 cells in series
Front glass	low iron tempered glass, 3 mm
Frame	anodized aluminium alloy, black colour
Connection box	PPE/PPO resin, IP65 rating, 91.6 × 123 × 19 mm, 3 bypass diodes
Cable	4 mm <sup>2</sup> , length 900 mm
Connector	SMK (MC4 compatible), Type CCT9901-2361F/2451F (Catalogue no. P51-7H/R51-7), IP67 rating To extend the module connection leads, only use SMK connector from the same series or MultiContactAG MC4 connector (PV-KST04/PV-KBT04)

## REGISTRATION

Sharp Solar guarantees the safety, quality and value of your product over many years – the only thing we ask you to do is to register your modules with the serial number quickly and easily at [www.brandaddedvalue.net](http://www.brandaddedvalue.net).

Sharp Energy Solution Europe · a division of Sharp Electronics (Europe) GmbH · Sonninstrasse 3, 20097 Hamburg, Germany · Tel: +49(0)40/23 76-0 · Fax: +49(0)40/23 76-2193

[www.sharp.eu/solar](http://www.sharp.eu/solar)

**SHARP**

Local responsibility:

**Austria** SolarInfo.at@sharp.eu

**Benelux** SolarInfo.seb@sharp.eu

**Central & Eastern Europe** SolarInfo.scee@sharp.eu

**Denmark** SolarInfo.dk@sharp.eu

**France** SolarInfo.fr@sharp.eu

**Germany** SolarInfo.de@sharp.eu

**Scandinavia** SolarInfo.sen@sharp.eu

**Spain & Portugal** SolarInfo.es@sharp.eu

**Switzerland** SolarInfo.ch@sharp.eu

**United Kingdom** SolarInfo.uk@sharp.eu

The reference image on the front page shows a 2.88 kWp system in Béziers, France. Technical data is subject to change without prior notice. Before using Sharp products, please request the latest data sheets from Sharp. Sharp accepts no responsibility for damage to devices which have been equipped with Sharp products on the basis of unverified information. The specifications may deviate slightly and are not guaranteed. Installation and operating instructions are to be found in the corresponding handbooks, or can be downloaded from [www.sharp.eu/solar](http://www.sharp.eu/solar). This module should not be directly connected to a load.